

SPECIAL AMPLIFIERS

The amplifiers on this page are all derived from the V6 universal amplifier.

The V62 model is designed to provide resolutions which could formerly be achieved only by laser-based photoelectric barriers.

The V7 amplifiers are inexpensive versions. They embody all the attributes of the V6, but do not have alarm indication or pulse stretching.

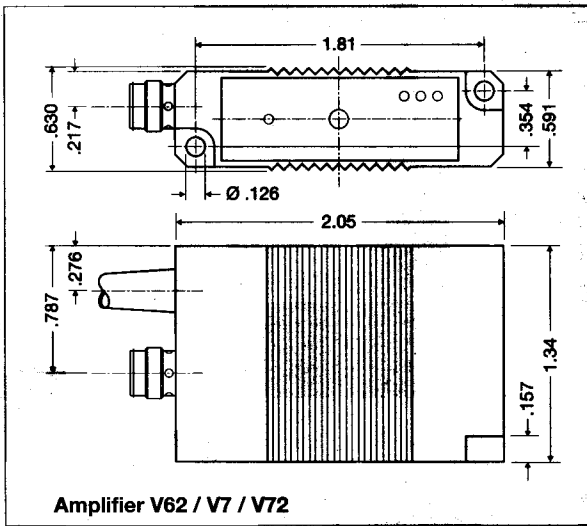
The V72 model likewise provides extremely high resolution.


V62

V7 / V72

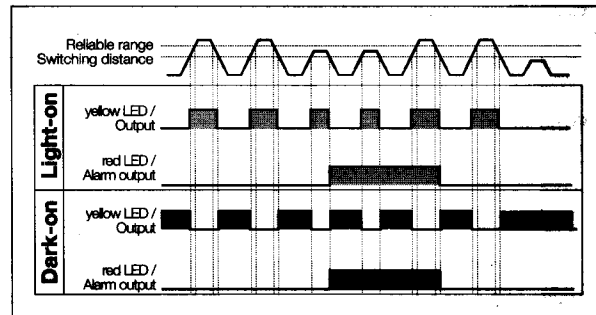
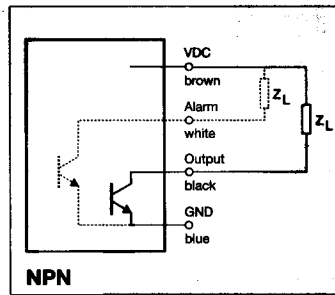
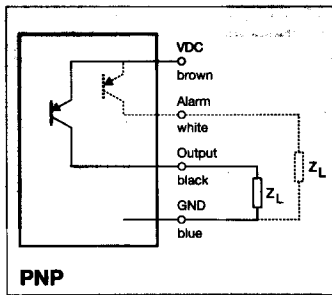
TECHNICAL DATA

Type	High Resolution		Economy		Economy, high resolution	
	V62A	V62B	V7A	V7B	V72A	V72B
Functional principle	non-pulsed	pulsed	non-pulsed	pulsed	non-pulsed	pulsed
Max. frequency response	10 kHz	500 Hz	10 kHz	500 Hz	10 kHz	500 Hz
Function indicator	LED yellow		LED yellow		LED yellow	
Power supply indicator	LED green		LED green		LED green	
Alarm indicator	LED red / 200 mA		-		-	
Pulse stretching	0 or 50 ms (selectable)		-		-	
Operating voltage	10 – 30 VDC		10 – 30 VDC		10 – 30 VDC	
Output current	200 mA short-circuit proof		200 mA short-circuit proof		200 mA short-circuit proof	
Current consumption	45 mA	40 mA	40 mA	45 mA	40 mA	35 mA
Weight	2.36 oz.		2.2 oz.		2.2 oz.	
Casing material	ABS		ABS		ABS	
Operating temperature	-10°C to +55°C		-10°C to +55°C		-10°C to +55°C	
Protection class	IP 65		IP 65		IP 65	
Power supply cable	6' 7" PVC cable 4 x AWG26		6' 7" PVC cable 3 x AWG26		6' 7" PVC cable 3 x AWG26	
RL20 / RLM30 RL20F / RLM30F Detection distance	0.12"		0.5"		0.12"	
RL50 / RLM60 / RLV60 Detection distance	0.6"		2.4"		0.6"	
DL20 / DLM30 DL20F / DLM30F Range Resolution	0.8" – 3.2" (selectable) 0.002"		2.4" – 8" (selectable) 0.008"		0.8" – 3.2" (selectable) 0.002"	
DL40 / DLM50 / DLV60 Range Resolution	2" – 10" (selectable) 0.004"		6" – 32" (selectable) 0.2"		2" – 10" (selectable) 0.004"	



CONNECTION DIAGRAM

ALARM OUTPUT FUNCTION (V6 and V62)



Alarm output function: The alarm output always has the same switching logic as the signal output; NPN or PNP.

PART DESIGNATION

Subject to technical change.

High Resolution	Economy	Economy High resolution			
V62AP	V7AHP	V72AHP	non-pulsed	light-on	PNP
	V7ADP	V72ADP	non-pulsed	dark-on	PNP
V62AN	V7AHN	V72AHN	non-pulsed	light-on	NPN
	V7ADN	V72ADN	non-pulsed	dark-on	NPN
V62BP	V7BHP	V72BHP	pulsed	light-on	PNP
	V7BDP	V72BDP	pulsed	dark-on	PNP
V62BN	V7BHN	V72BHN	pulsed	light-on	NPN
	V7BDN	V72BDN	pulsed	dark-on	NPN

All information, including illustrations, is believed to be reliable. Users, however, should independently evaluate the suitability of each product for their application. STM makes no warranties as to the accuracy or completeness of the information, and disclaims any liability regarding its use. STM's only obligations are those in the Standard Terms and Conditions of Sale for these products, and in no case will STM be liable for any incidental, indirect or consequential damages arising from the sale, resale, use or misuse of the product.

WARNING! These photoelectric sensors must NOT be used as sensing devices for personnel safety applications.