


# Generic power transducer

Without PT, direct connection to power supply, packaging type power transducer with applied CT



Model PTD series

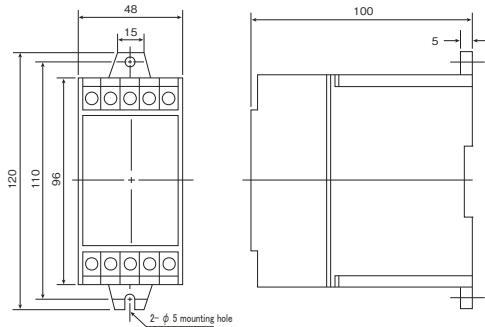
[Features]

- Power supply direct connect PT is unnecessary.
- Genuine accessory of small type clamp type AC current sensor
- Output of 0 ~ 5V as true active power measurement (power supply isolation type)
- Possible set CT sensitivity by 1A step between 1 ~ 100A with setting of surface DPS (dip switch)

(Example) PTD-1

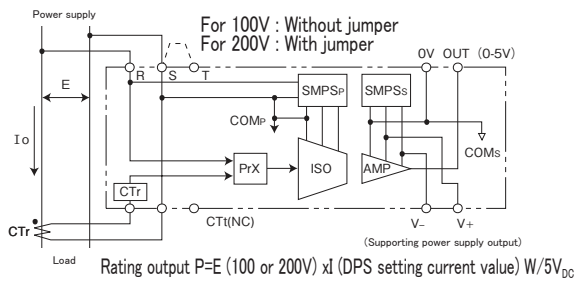
E=100V  
 By I=50A (DPS10A+40A)  
 In case to earn e=2.5VDC  
 $P=100 \times 50 \times (2.5 / 5)$   
 Corresponding to P=2.5kW

[Outline drawing]



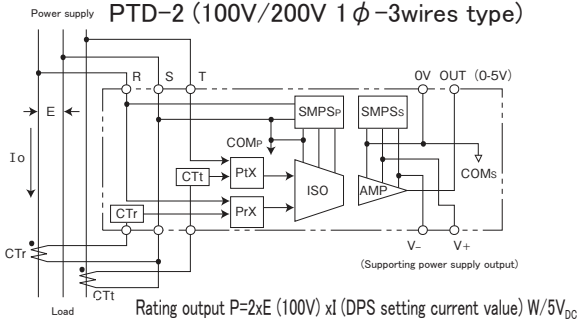
[Connection]

PTD-1 (100V/200V 1 φ -2wires type)



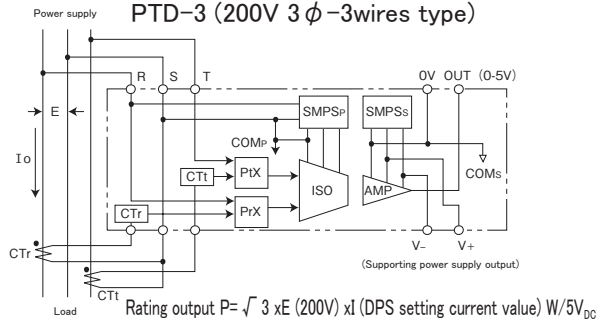
[Connection]

PTD-2 (100V/200V 1 φ -3wires type)



[Connection]

PTD-3 (200V 3 φ -3wires type)



[Specification] Ta=25°C

Model	PTD-1	PTD-2	PTD-3
Power supply circuit system and voltage	1φ 100V / 200V-2 wires type (50/60Hz)	1φ 100V / 200V-3 wires type (50/60Hz)	3φ 200V-3 wires type (50/60Hz)
CT sensitivity adjustment	On the front panel surface, 1A ~ 4A, 10A ~ 40A, set as the sum of current ON in 8 bits dip switch DPS, but not beyond 100A		
Rating power calculation method	5V at P=E · I (W)	5V at P=2 · E · I (W)	5V at P=√3 · E · I (W)
Output voltage	0 ~ 5VDC / 0 ~ rating power		
Maximum measuring range	0 ~ 10VDC / 0 ~ 200% of rating power (but, not beyond continuous rating current of CT)		
Accessory current sensor	Small size clamp type AC current sensor (CTT-16-CLS)		
Response time	0 → 100% output stable time : 0.5 s		
Ripple voltage	Ripple voltage : 100mVp-p (typ)		
Overall accuracy	±2%FS (50 / 60Hz sine wave current power factor 1)		
Auxiliary power supply output	±15V / ±10% Rating current less than 50mA (Possible to use as for external system)		
Withstand voltage	AC2000V(50/60Hz), 1min (Power supply terminal in a lump-output terminal in a lump)		
Insulation resistance	DC500V, ≥100MΩ (power supply terminal in a lump-output terminal in a lump)		
Operating temperature	-20°C ~ +50°C, ≤85%RH, no condensation		
Screw torque	M4 : 0.7N · m, M3 : 0.3N · m		
Mass	Body approximately 230g, Accessory CT approximately 77g for each		